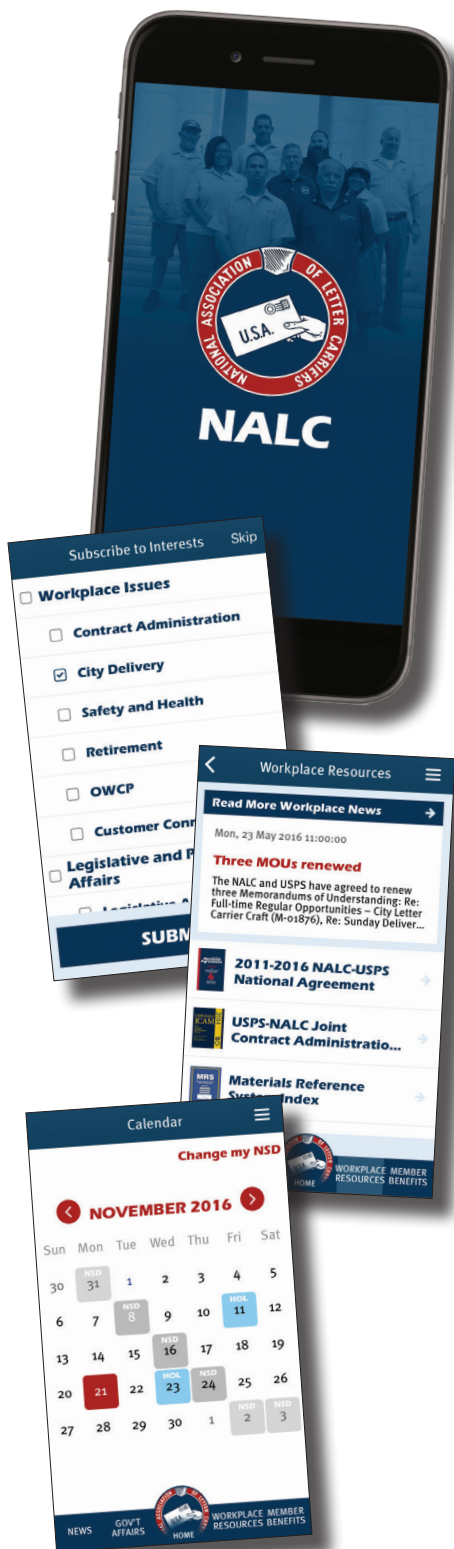


# Free NALC Member App proving popular



The NALC Member App for iPhone and Android smartphones is proving to be a popular resource with members. More than 21,000 people have installed the app on their phones as of mid-November—a phenomenal rate for an app introduced in mid-August at the NALC convention in Los Angeles.

Almost as fast as people have installed the app, the positive reviews have rolled in:

- David Barry raved in November: “Great app, very useful.”
- Corey Jones exclaimed in November: “Love it. ★ ★ ★ ★ ★”
- Chris Burson summed it up in November: “Useful tool on the job site and on the go to keep up to date on news.”

The app was developed at NALC Headquarters with the needs of all members in mind. The app contains links to workplace resources, including the National Agreement, the *JCAM*, the *MRS*, *CCA* resources and more. It also includes legislative tools, such as a bill tracker, an individualized list of your congressional representatives and information on the Letter Carrier Political Fund. And one of the most useful features for all letter carriers: an interactive non-scheduled days calendar.

When you install the app, it’ll ask you for your home ZIP code, so it can give you the correct legislative information. You then sign up for notifications based on your interests.

“We know that every member is unique and how you interact with the union is just as unique,” NALC President Fredric Rolando said. “Some members are involved in enforcing the contract. Some are involved in the legislative or political processes. Whatever your interests, this app is made for you.”

In many ways, the app expands on the notification system of the e-Activist Network by being broader and sending out personalized notifications about everything the union does. Once you’ve entered your interests, any time a message is sent out about that interest, your

phone will alert you that you’ve received the notification. Click on the notification, and you’ll see the latest news item or useful post on everything from your rights on the workroom floor to what letter carriers are doing to deliver the cure for MDA.

The app is much more than a notification system; it also features a host of new tools to make it easier to get to the knowledge you need.

Once you open the app, the home screen is where you’ll see the latest news and social media posts from Facebook and Twitter. Read them, like them, share them, retweet them. This is your social media.

From the news tab, you can see all the latest news items from [nalc.org](http://nalc.org). For those interested in the union’s legislative and political agenda, the government affairs section has tools for you. From “my congressional directory,” you can see if your House member or senators have sponsored letter carrier-friendly legislation or if they’re on a committee important to the fight for postal reform. From the bill tracker, you can read NALC’s stance on bills in Congress or how many co-sponsors the bills have. We’ve also put buttons for fact sheets and legislative information, so you can know everything there is to know about these bills before speaking to your members of Congress. And of course, we’ve made it easy for you to let us know you’d like to sign up for the Letter Carrier Political Fund.

We’ve also made it easy to access workplace resources, by clicking on that tab. From here, you can open the National Agreement, the *JCAM*, the *MRS*, the *M-39*, the *M-41*, the *ELM*, the *CCA Resource Guide*, *COLA* and pay charts, and so much more.

There’s also a tab for member benefits. Learn about the Health Benefit Plan or the Mutual Benefit Association, find resources for new NALC members, contribute to the Postal Employees’ Relief Fund, join the Veterans Group and more.

Click the menu and you can find all sorts of other resources, from social media to

# Penalty overtime exclusion

As referenced in Article 8, Sections 4 and 5 of the USPS-NALC and USPS-APWU national agreements, the December period (during which penalty overtime regulations are not

applicable) consists of four consecutive service weeks. This year, the December period begins Pay Period 25-16, Week 2 (Dec. 3) and ends Pay Period 01-17, Week 1 (Dec. 30).

how to get in touch with your national business agent's office. But one resource that is already a favorite of carriers is the calendar.

Most rotating calendars don't take holidays into account, or they give you only one year of NSD dates. This app resolves all of that. Whether you have

a rotating or fixed schedule, you can see your non-scheduled days for years in advance. And when your NSD lands on a holiday, the app shifts the holiday designation to the correct day, meaning you'll know exactly how many days you have unscheduled. The calendar also is


linked to the NALC Google calendar, so you'll see important dates highlighted by the union marked in red.

The app is free and available in the Apple App Store for iPhones or Google Play for Android phones. For more on installation, see details below. **PR**

## Installation instructions for Android and iPhone

### Apple iPhone and iPad

1. On Apple iPhones, find the App Store (the letter A in a circle on a blue button) on your phone's home screen.
2. When it opens, go to the search button (with the magnifying glass) in the lower right and click it.



3.

In the gray search bar at the top, enter "NALC Member App." Then hit the blue search button in the lower right.

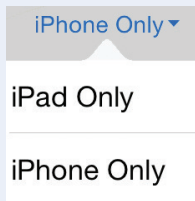
4.  **NALC Member App**  
National Association... **GET**

When you see the app, click the blue "Get" button at the right, and then it will turn to a green "Install" button. Click that. You will be asked for your password or touch ID, depending on how you've set up your phone. Once you authorize the installation, it will begin.



5. When completed, there will be a blue "Open" button, if you want to use it immediately. The NALC Member App also will appear on your home screen for whenever you want to use it.


While the app was built for phones, it can be used on iPads as well. Follow the instructions above, but your search will not find the NALC Member App. Simply go to the top left where it says in blue, "iPad Only" and change it to "iPhone Only." You should now be able to download the app with the instructions above. Once the iPhone app is installed, you'll notice that it will automatically scale up to display full-size on the iPad screen, causing the buttons, fonts and graphics to look proportionately larger than normal.




### Android and other devices

1. On Android phones, find Google Play (sometimes called Google Play Store or Play). It looks like three overlapping triangles pointed right.



2. 

When it opens, go to the search bar at the top and enter "NALC Member App."

3. 

Click on the entry with the red, white and blue NALC logo, and then click on the green "Install" button. If it asks if you'll give the app access to your location, click the "Accept" button (location is used only to personalize push notifications and to give you a precise congressional directory).



4. After it has been installed, there will be a green "Open" button, if you want to use it immediately. The NALC Member App may appear on your home screen. If it doesn't, go to your phone's Apps function to find it and drag it to the home screen.



While the app was not designed for Amazon or BlackBerry devices, some features do function on these and on other devices that can install an Android APK file. The NALC Member App APK file is available at [www.nalc.org/member-benefits/nalc-member-app](http://www.nalc.org/member-benefits/nalc-member-app) for those who know how to manually install the file onto their devices. NALC does not offer technical support for installing the app on these or other devices.

**At this time, NALC does not have an app for the Windows Phone.**