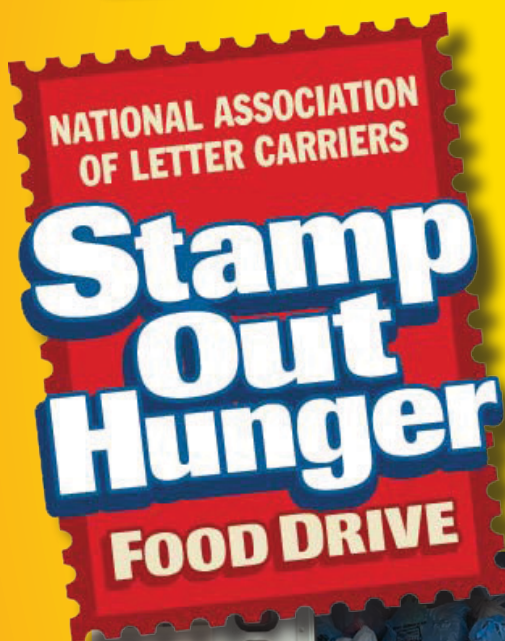


# BACK IN ACTION



**B**ranches across the country returned to an annual tradition on Saturday, May 14, holding the Letter Carriers' Stamp Out Hunger® Food Drive after two years during which the drive couldn't be held for safety reasons related to the COVID-19 pandemic. The return of the food drive was met with enthusiasm from postal patrons donating food, from local food banks whose shelves were filled, and most of all from the families that depend on the food banks.

In the 30 years since it began, the food drive has collected about 1.82 billion pounds of food for the hungry.

The nationwide total, reported as of June 15, was 35,658,590 pounds.

That brings the total collected since the food drive began 30 years ago to almost 1.9 billion pounds of food.

As the bags of food piled up during the collection on May 14, reports on the amount of food donated, and expressions of gratitude from food banks, began pouring in.

"At the end of the day, our shelves are stocked with food people need, and our inventory is bolstered for weeks to come. It's all about neighbors helping neighbors," Julie LaFontaine told the *Ipswich Local News*, a newspaper and online news outlet in Ipswich, MA. LaFontaine is president and CEO of The Open Door, a food pantry serving the Ipswich and Gloucester area of Massachusetts. She called the annual food drive "an event steeped in the spirit of community."

Letter carriers from Massachusetts Northeast Merged Branch 25 collected about 15,300 pounds of food for The Open Door. "It's a perfect fit, leaving food by a mailbox. Letter carriers go to every single mailbox every single day. It's a simple thing to do," **Bruce Johnson** of Essex, MA, a retired carrier who organizes Branch 25's annual food drive, told the *Ipswich Local News*. "I know I feel so much gratitude helping someone that just deserves a helping hand."

NALC President Fredric Rolando praised NALC members for their hard work in bringing back the food drive. "Letter carriers jumped back into the food drive this year," he said. "They see firsthand how some in their communities struggle with hunger, and they saw the gratitude on the faces



Opposite page: Fort Collins, CO Br. 849

Right: Gastonia, NC Br. 1512

Below: Mt. Clemens, MI Br. 654



of local food bank volunteers as they gathered bag after bag of food.”

San Juan, PR Branch 869 collected the most food with 2,964,000 pounds, and Bellingham, WA Branch 450 collected the most money with \$59,724.

The branches with the largest food collections among different branch size groups, and the results reported from every branch, are listed in the pages ahead.

The pandemic caused the cancellation of the food drive in 2020 and 2021, but it did not slow letter carriers' commitment to supporting food banks. They replaced the food drive with an online donor drive those two years, with NALC Headquarters matching the donations. Including the Headquarters match, the donor drives yielded a little more than \$1 million each of those years for food banks.

“Letter carriers never gave up on the food drive—they quickly found a way around the pandemic to bring food to the tables of people in need in the last two years,” Assistant to the President for Community Services **Christina Vela Davidson** said. “This year, they were back in full force, filling truck after truck with food for their communities. Many carriers greeted the return of the in-person food drive as a sign that things are finally returning to normal.”

As local TV stations, radio stations and newspapers reported on the food drive, it became clear that letter carriers were ready for a return to the in-person food drive, and that food banks and the communities they serve were grateful for the results.

After the two-year pandemic interruption, members of Boise, ID Branch 331 brought back a tradition of dyeing their hair blue to publicize the food drive.

“It's just really impactful, really impactful to see the work that the

letter carriers do to make sure we get this food to our neighbors,” Jane McLaughlin, volunteer programs manager at the Idaho Foodbank, told local ABC affiliate KIVI-TV about the carriers' commitment.

The end of free and reduced-cost meals in school was on the mind of Barbara Evans, chief development officer at the Harry Chapin Food Bank in Fort Myers, FL.

“For most children, the summer is a carefree time... For those that are hungry, the summer is the worst time,” because free and reduced-cost meals are not available in school, Evans told WINK News, a CBS-affiliated TV station in Fort Myers.

“We feel we need to give back to the community,” Fort Myers Branch 2072 President **Abel Muniz** told WINK News. “And we know people are in dire need, especially now, at this time of year.” Muniz said that while it was difficult to start up the in-person drive after two years, the branch collected about 100,000 pounds this year—somewhat lower than in recent years, but not for lack of commitment by Branch 2072 carriers.







Above: Colorado Springs, CO Br. 204  
 Right: Anchorage, AK Br. 4319  
 Below: Kendallville, IN Br. 952



As they have done the first Saturday in May since 1993, letter carriers put their compassion on display by collecting food for the hungry people of their communities. With the help of postal employees in other crafts, managers, family, friends and volunteers, the carriers collected bags of non-perishable food left at doorsteps by postal customers to pull off the nation's largest one-day food collection. This year, to supplement the in-person collection, many branches continued the donor drives they held the previous two years when the pandemic caused the cancellation of the in-person food drive.

The NALC food drive is held annually on the second Saturday in May in 10,000 cities and towns in all 50 states, the District of Columbia, Puerto Rico, the Virgin Islands and Guam. Hunger affects 1 in 8 Americans, including millions of children, senior citizens and veterans.

The springtime food drive comes at a critical time for food pantries—donations slow down after the winter holidays, while free or reduced-cost meals at schools that many children in need rely on are not available in summer. With many people still caught in the grip of the pandemic-related economic disruption, and prices for basic family needs skyrocketing because of inflation, the demand for food from local food banks remains high this year.

And so, the return of the traditional food drive came none too soon.

"Time and time again, we have been heartened by this community's response when their friends and neighbors are in need," Sandra Frank, CEO of All Faiths Food Bank in Sarasota, FL, told local news outlet SRQ Media. "As the pandemic and worsening economic conditions continue to impact those who were already at-risk for hunger—as well as families new to food insecurity—we would like to extend our gratitude to those who donated bags of food as well as our community's letter carriers, who cheerfully went above and beyond to collect the food this year."

The food bank reported that the carriers of Sarasota Branch 2148 collected 80,210 pounds of food on May 14.

Worcester, MA Branch 12 carrier **Rob Duley** helped to collect food for several area food banks, including Ginny's Helping Hand, a food pantry and thrift store in Leominster, MA.

"Food Drive Day means a little extra work for letter carriers, but it is a good feeling to be able to help out the local community," Duley told the *Sentinel and Enterprise*, a local newspaper.

"There were also people from the various food pantries, as well as one retired letter carrier, who volunteered their time to drive around and pick up food to help ease the burden on the carriers, especially those who have walking routes," Duley said.

"Ginny's could not be more appreciative of the National Association of





Letter Carriers and the residents of Leominster who stepped up to ensure we had the resources to provide a 'hand up' to those in need in Leominster," Ginny's Helping Hand Executive Director Brandon Robbins told the newspaper.

"The food will be used to provide our clients with the support they need to ensure that they do not have to worry about where their next meal is coming from," he said. "By adding over 3,000 pounds of food to our food pantry, this helps us increase our capacity to serve those in need."

Moses Lake, WA Branch 4573 carriers collected food for the Moses Lake Food Bank, a central food bank that distributes food to pantries in five area counties.

Branch 4573 President **Gary Schleppenbach** told the *Columbia Basin Herald* of Washington that to ensure that the food bank has a steady supply of food, the branch pitched in with a cash donation.

"In addition to the food that other people are bringing, we're donating \$1,000 from our union," he said.

Administrators for a food pantry in rural Maine wrote to the *Piscataquis Observer* of Dover, ME, to thank Maine letter carriers. "Dyer's Hope House Food Pantry would like to express its appreciation for the 1,600 pounds of food delivered to us on Saturday, May 14, during the USPS Stamp Out Hunger Food Drive," they wrote. "We are grateful for the efforts of postal employees, the communities they serve, and our volunteers."

In Monroe County, MI, the food drive yielded 18,366 pounds of food, according to the *Monroe News*. The food went to the Monroe County Opportunity Program (MCOP), which operates a countywide food bank.

"There are more than 15,000 people in Monroe County who are food in-

secure," MCOP Executive Director Stephanie Kasprzak said. "The postal food drive has provided critical food resources to meet our local needs for many years and we are so appreciative of this partnership, as well as members of our community who donate. This project is community action in its truest form."

The Macomb Food Program of Macomb County, MI, received 143,655 pounds of food on May 14, the *Macomb Daily* reported. "Now the shelves in the warehouse are stocked with canned beef stew, boxes of cereal, chicken noodle soup and hundreds of other food items needed for families, frail seniors on fixed incomes, disabled veterans, the unemployed and homeless individuals," the newspaper wrote.

"The Macomb Food Program is very grateful to all the employees and volunteers at the Postal Service who helped make this food drive an overwhelming success," Macomb Food Program Manager Shannon Mallory told the newspaper.

"I'm very grateful to [the letter carriers]" Mallory added. "It couldn't have come at a better time."

Carriers in Hawkins County, TN, collected 4,972 pounds of food, the local



Above: Tidewater VA Br. 247  
Left: Hot Springs, AR Br. 543



Westchester Merged, NY Br. 693



# Top 33 branches by size category

## Category 1 (2,000 or more members)

Garden Grove, CA Br. 1100..... 1,000,571  
New Jersey Mgd. Br. 38..... 811,052  
Los Angeles, CA Br. 24..... 668,825

## Category 2 (1,500-1,999 members)

Seattle, WA Br. 79..... 455,617  
Denver, CO Br. 47 ..... 305,322  
Detroit, MI Br. 1..... 266,000

## Category 3 (1,000-1,499 members)

West Coast Florida Br. 1477 ..... 650,332  
Tampa, FL Br. 599 ..... 640,000  
Northeast Florida Br. 53..... 382,000

## Category 4 (700-999 members)

San Juan, PR Br. 869..... 2,964,000  
Oklahoma City, OK Br. 458 ..... 848,689  
Clearwater, FL Br. 2008..... 601,968

## Category 5 (500-699 members)

Central Kentucky Br. 361 ..... 199,830  
Wichita, KS Br. 201 ..... 161,433  
Little Rock, AR Br. 35..... 160,340

## Category 6 (350-499 members)

Kalamazoo, MI Br. 246 ..... 221,912  
Fort Wayne, IN Br. 116 ..... 208,724  
Springfield, MO Br. 203..... 189,831

## Category 7 (200-349 members)

Columbia, MO Br. 763 ..... 431,401  
Vancouver, WA Br. 1104..... 294,937  
Pensacola, FL Br. 321 ..... 188,813

## Category 8 (100-199 members)

North Sound, WA Br. 450 ..... 748,948  
Billings, MT Br. 815 ..... 672,040  
Charlottesville, VA Br. 518..... 119,996

## Category 9 (50-99 members)


Aiea-Pearl City, HI Br. 4682..... 259,428  
Butte, MT Br. 621..... 191,601  
Missoula, MT Br. 701..... 124,847

## Category 10 (26-49 members)

Helena, MT Br. 220..... 560,364  
Vicksburg, MI Br. 94 ..... 37,604  
Watertown, WI Br. 649..... 35,500

## Category 11 (1-25 members)

Conway, AR Br. 1592 ..... 21,591  
Springville, UT Br. 2821..... 15,226  
Morristown, TN Br. 1256..... 15,086



Flushing, NY Br. 294

*Citizen Tribune* reported. The food went to several local food pantries and non-profits, including Of One Accord Ministry. The organization's director, Sheldon Livesay, said that the food drive came at an important time for people in need who are struggling to buy groceries due to inflation.

Media coverage of the letter carriers' food drive, including pre-drive mentions, "increased astronomically" in virtually all states as a result of NALC's media-outreach efforts, with reporting particularly high in Texas and North Carolina but strong elsewhere as well, according to Olivia Sargent of Meltwater, a media monitoring and analysis company.

Food banks also have spread the word on social media, celebrating the bounty of food collected May 14. Here's a sample of the messages from across the country.

"TY to all our donors on Long Island who went out of their way to donate. Locally, 1,728 pounds of food were collected for Island Harvest Food Bank."—Island Harvest Food Bank, New York

"@stampouthunger 2022 was a success! Thanks to the @NALC\_National for collecting more than 22,000 pounds for God's Pantry Food Bank - an amount that will let us create more than 18,000 meals for neighbors in Central and Eastern Kentucky."—God's Pantry Food Bank

"The final numbers are in and the 2022 @StampOutHunger Postal Drive officially brought in 34,566 pounds of food for ICA! That equates to nearly

29,000 meals. This major food donation will go a long way in supporting our neighbors throughout the year!"—ICA Food Shelf, Minnesota

"This past Saturday, we had the opportunity to participate in @StampOutHunger, the

National Association of Letter Carriers' 30th Annual National Food Drive! We are so grateful to have brought in over 80,000 pounds of food for our neighbors facing hunger!"—Community Food Bank, Alabama

"Our shelves are filled with your donations! We received 24,344 POUNDS of food from @StampOutHunger Food Drive by @NALC\_National! Thank you all for donating! Thank you to our local mail carriers for collecting these donations!"—Food Bank of NWLA, Louisiana

"Thank you to everyone who donated to the @StampOutHunger #food-drive last weekend! We were thrilled to partner with @NALC\_National once again for this annual event after a two year hiatus due to the pandemic. This weekend, we collected nearly 7,000 lbs of food!"—Arlington Food Assistance Center, Virginia

"This year's @StampOutHunger Food Drive brought in more than 265,690 pounds of food and counting! A huge thank you goes to the 238 post offices that participated and the 275 volunteers who helped sort donations!"—Regional Food Bank of Oklahoma

"THANK YOU to everyone who helped us and @NALC\_National to #StampOutHunger over the weekend! Our local letter carriers dropped off the last of the food this morning—altogether, you helped bring in nearly 20,000 pounds of food to support our neighbors!"—Central Illinois Food Bank

"This past Saturday, the @NALC\_





Lorain, OH, Br. 583

National #StampOutHungerFoodDrive collected 158,280 pounds of food in the Albuquerque area! Thank you to everyone who helped make this event a success!"—Roadrunner Food Bank, New Mexico

"#StampOutHunger 2022 was a huge success! Thanks to YOU it was a great day—we are happy to report that the National Association of Letter Carriers brought in 90,000 pounds of food in Southwest Idaho and 7,700 pounds in Pocatello!"—The Idaho Foodbank

"THANK YOU to all of our volunteers, staff, donors, and especially all the mail carriers for making the #StampOutHunger Food Drive a HUGE success this past weekend! From all the hard work put in, Second Harvest was able to receive a total of 21,077 pounds of food!"—Second Harvest Food Bank, North Carolina

The annual food drive would not be possible without the assistance of the Stamp Out Hunger Food Drive's

national partners. Current national partners are the U.S. Postal Service, the United Food and Commercial Workers International Union, the National Rural Letter Carriers' Association, Vericast, United Way Worldwide, the AFL-CIO, Valpak, the Kellogg Co. and CVS Health. There were plenty of other helpers, too, from American Postal Workers Union volunteers to local bag sponsors.

"Thanks to the essential support of our partners, volunteers and postal customers who donated food, letter carriers pulled off another great food drive," President Rolando said.

Planning for the NALC Food Drive never ends, and preparations for next year's food drive on Saturday, May 13—as always, the second Saturday in May—already have begun, Davidson said, adding: "NALC's mission to 'Stamp Out Hunger will continue as long as there are people in our communities who face hunger each day.'"



Natchez, MS Br. 476





1



2



3



4



5

Here is a list of branch totals received at NALC Headquarters by June 15, listed by state and then in branch numerical order.

## ALABAMA

Montgomery Br. 106.....	92,810
Anniston Br. 448 .....	12,500
Huntsville Br. 462 .....	43,224
Birmingham Br. 530 .....	163,897
Florence Br. 892 .....	2,750
Bessemer Br. 937 .....	9,500
Gadsden Br. 1047 .....	20,000
Decatur Br. 1314 .....	25,474
Phenix City Br. 3122 .....	1,986
Jacksonville Br. 3344.....	7,000
Ft. Payne Br. 3359 .....	3,572

## ALASKA

Anchorage Br. 4319.....	25,000
-------------------------	--------

## ARIZONA

Phoenix Br. 576.....	232,925
Tucson Br. 704 .....	435,255
Prescott Br. 859.....	13,430
Yuma Br. 1642 .....	8,800
Arizona Mgd. Br. 1902.....	243,633
Sun City Br. 6156.....	151,412

## ARKANSAS

Little Rock Br. 35 .....	160,340
Pine Bluff Br. 240 .....	6,184
Hot Springs Natl. Park Br. 543 ..	77,698
Jonesboro Br. 1131 .....	10,261
Paragould Br. 1293 .....	4,600
Conway Br. 1592 .....	21,591
Forrest City Br. 1820 .....	88
Pocahontas Br. 3329.....	3,600
Springdale Br. 3671 .....	18,000

## CALIFORNIA

Los Angeles Br. 24.....	668,825
Central California Br. 231.....	82,661
San Bernardino Br. 411 .....	96,170
Napa Br. 627 .....	11,981
Bakersfield Br. 782.....	80,136
Watsonville Br. 857 .....	5,617
Garden Grove Br. 1100.....	1,000,571
Modesto Br. 1291 .....	19,600
Monterey Br. 1310.....	9,374
Hayward Br. 1707 .....	24,024
Tulare Br. 1810.....	1,710
Burbank Br. 2086 .....	67,100
Pasadena Br. 2200.....	267,160
Van Nuys Br. 2462.....	53,519
Escondido Br. 2525.....	47,500
Susanville Br. 2608 .....	2,465
Yreka Br. 3223.....	1,350
Canoga Park Br. 4006 .....	30,205
Camarillo Br. 4114 .....	25,025
Santa Fe Springs Br. 4941 .....	3,111

## COLORADO

Denver Br. 47 .....	305,322
Colorado Springs Br. 204.....	152,375
Pueblo Br. 229 .....	27,950
Greeley Br. 324.....	44,685
Boulder Br. 642 .....	36,090
Ft. Collins Br. 849 .....	53,936
Grand Junction Br. 913 .....	27,000
Delta Br. 1426 .....	8,176
Montrose Br. 1517 .....	4,482
Northeast Colorado Br. 3631 .....	441
Arvada Br. 4405 .....	66,324
Craig Br. 5236 .....	960
Centennial Br. 5996 .....	179,062

## CONNECTICUT

New Haven Br. 19 .....	38,028
Connecticut Mgd. Br. 20 .....	86,406
Bridgeport Br. 32 .....	8,000
Stamford Br. 60 .....	67,700
Hartford Br. 86.....	200,000
Greenwich Br. 759 .....	30,500
Fairfield Br. 2313.....	10,500

Essex Br. 5016 .....	1,270
----------------------	-------

## DELAWARE

Wilmington Br. 191 .....	48,365
Southern Delaware Br. 906 ...	101,713
Newark Br. 1977 .....	28,667

## DISTRICT OF COLUMBIA

Washington Br. 142.....	37,173
-------------------------	--------

## FLORIDA

Northeast Florida Br. 53.....	382,000
Pensacola Br. 321 .....	188,813
Tampa Br. 599 .....	640,000
South Florida Br. 1071 .....	283,153
W. Coast Florida Br. 1477 ...	650,332
P. Palm Beach Br. 1690 .....	211,000
Bradenton Br. 1753 .....	69,720
Lakeland Br. 1779 .....	176,555
Clearwater Br. 2008 .....	601,968
Ft. Myers Br. 2072 .....	154,765
Ft. Lauderdale Br. 2550 .....	41,164
Deland Br. 2591 .....	10,500
Spacecoast Florida Br. 2689.....	118,351
New Smyrna Beach Br. 3129 .....	6,807
Emerald Coast Br. 4559 .....	114,384

## GEORGIA

Columbus Br. 546.....	95,433
Savannah Br. 578.....	97,200
Valdosta Br. 998.....	44,471
Vidalia Br. 2882 .....	7,300
Buford Br. 3793.....	1,255
Warner Robins Br. 4057 .....	3,333
Forest Park Br. 4568 .....	4,094
Tucker Br. 6070 .....	2,215

## GUAM

Agana Br. 4093 .....	6,510
----------------------	-------

## HAWAII

Honolulu Br. 860 .....	257,923
Hilo Br. 2932 .....	10,368
Aiea-Pearl City Br. 4682 .....	259,428
Waipahu Br. 4683 .....	39,405
Wahiawa Br. 4837 .....	45,741
Lahaina Br. 5306.....	1,487
Kailua Kona Br. 5516.....	5,649
Waianae Br. 5579.....	8,786

## IDAHO

Boise Br. 331.....	110,660
Coeur d'Alene Br. 1260 .....	6,700
Idaho Falls Br. 1364 .....	27,761
Twin Falls Br. 1392 .....	15,150
Nampa Br. 1409 .....	1,139
Rexburg Br. 2095.....	2,000

## ILLINOIS

Peoria Br. 31.....	60,243
Springfield Br. 80 .....	100,496
Galesburg Br. 88.....	29,482
Freeport Br. 223 .....	20,006
Rockford Br. 245.....	42,775
Joliet Br. 305 .....	14,779
Bloomington Br. 522 .....	45,766
Oak Park Br. 608.....	3,040
Macomb Br. 658.....	2,050
Urbana Br. 784 .....	9,065
Oak Brook Br. 825 .....	266,297
Princeton Br. 953.....	11,120
Granite City Br. 1132 .....	4,290
Naperville Br. 1151 .....	42,100
Downers Grove Br. 1870.....	10,491
Arlington Hgts. Br. 2810 .....	16,915
Palatine Br. 4268.....	8,307
Wheeling Br. 4739.....	16,621

## INDIANA

Indianapolis Br. 39.....	70,536
Muncie Br. 98 .....	25,795
Ft. Wayne Br. 116 .....	208,724



Crawfordsville Br. 198 .....	7,163
La Porte Br. 200.....	7,900
Monticello Br. 323 .....	4,578
South Bend Br. 330.....	104,000
Frankfort Br. 368 .....	2,600
Evansville Br. 377 .....	46,922
Michigan City Br. 455 .....	11,600
Lafayette Br. 466.....	48,070
Terre Haute Br. 479.....	100,090
Elkhart Br. 547 .....	43,406
Brazil Br. 670.....	4,444
Valparaiso Br. 753 .....	12,092
Mishawaka Mgd. Br. 820.....	22,396
South Central Indiana Br. 828 .....	75,018
Hartford City Br. 867 .....	3,300
Carmel Br. 888 .....	68,015
Kendallville Br. 952 .....	5,615
Whiting Br. 1689 .....	2,800
Greenwood Br. 2421 .....	4,500

## IOWA

Sioux City Br. 69 .....	9,142
Clinton Br. 126 .....	10,248
Council Bluffs Br. 314 .....	33,193
Central Iowa Mgd. Br. 352 .....	82,037
Fort Madison Br. 403 .....	6,384
Fort Dodge Br. 645 .....	3,000
Ames Br. 1081.....	5,717
Indianola Br. 1312 .....	1,240
Lake City Br. 5028 .....	1,619

## KANSAS

Lawrence Br. 104.....	12,043
Emporia Br. 185 .....	3,500
Wichita Br. 201 .....	161,433
Parsons Br. 477 .....	28,200
Hutchinson Br. 485 .....	19,191
Salina Br. 486 .....	18,919
Kansas City Br. 499.....	34,210
Pittsburg Br. 695 .....	2,627
Manhattan Br. 1018 .....	3,745
Central Kansas Mgd. Br. 1122 .....	3,275
McPherson Br. 1171.....	3,500
Dodge City Br. 1579.....	1,490
Colby Br. 4635.....	605
Shawnee Mission Br. 5521.....	61,234

## KENTUCKY

Louisville Br. 14.....	74,955
Owensboro Br. 234 .....	18,066
Lexington Br. 361 .....	199,830
Northern Kentucky Br. 374.....	23,475
Paducah Br. 383.....	3,703
Henderson Br. 410 .....	12,680
South Central Kentucky Br. 468.....	20,000
Hopkinsville Br. 836.....	3,176
Mt. Sterling Br. 1265 .....	400
Madisonville Br. 1408 .....	4,047
Somerset Br. 2039 .....	8,836
Harlan Br. 2668 .....	1,424
Barbourville Br. 2856 .....	453

## LOUISIANA

New Orleans Br. 124.....	1,750
Monroe Br. 136 .....	3,310
Alexandria Br. 932.....	21,690
New Iberia Br. 988.....	5,095
Hammond Br. 2223 .....	5,080
Houma-Thibodaux-Lockport Br. 2464.....	106,200
Gretna Br. 2730.....	788
Kenner/Monroe Br. 4323.....	2,952
Bossier City Br. 4617 .....	5,225
Breaux Bridge Br. 5609 .....	684

## MAINE

Maine Mgd. Br. 92.....	107,433
Lewiston Br. 241 .....	5,486
Central Maine Mgd. Br. 391.....	116,000
Sanford Br. 1448.....	3,447
Presque Isle Br. 2394 .....	6,520

## MARYLAND

Baltimore Br. 176 .....	75,325
-------------------------	--------

Hagerstown Br. 443.....	9,807
Cumberland Br. 638 .....	1,787
Annapolis Br. 651.....	2,200
Eastern Shore Br. 902.....	2,505
Elkton Br. 2069 .....	185
Laurel Br. 3755 .....	5,600
Glen Burnie Br. 4422 .....	907

## MASSACHUSETTS

Lynn Br. 7 .....	16,000
Worcester Br. 12 .....	335,225
Southeast MA Mgd. Br. 18.....	253,300
MA Northeast Mgd. Br. 25 .....	175,000
Western MA Br. 46.....	146,000
Fall River Br. 51.....	85,700
Lawrence Br. 212.....	4,500
Pittsfield Br. 286 .....	24,568
Milford Br. 308 .....	1,100
Framingham Br. 334 .....	13,260
North Attleboro Br. 539 .....	3,540
Norwood Br. 742 .....	4,755
Dedham Br. 764 .....	6,000
Randolph Br. 2512 .....	6,780

## MICHIGAN

Detroit Br. 1 .....	266,000
Muskegon Br. 13 .....	24,755
Grand Rapids Br. 56 .....	67,721
Lansing Br. 122 .....	181,115
Bay City Br. 187 .....	49,482
Jackson Br. 232 .....	26,800
Kalamazoo Br. 246.....	221,912
Menominee Br. 249.....	8,120
Mid-Michigan Br. 256 .....	146,500
Battle Creek Br. 262.....	10,600
N. Oakland Co. Br. 320 .....	115,295
Iron Mountain Br. 395 .....	11,684
Ann Arbor Br. 434 .....	79,113
Escanaba Br. 438 .....	12,500
Port Huron Br. 529.....	54,000
Calumet Br. 568 .....	4,790
Adrian Br. 579 .....	15,163
Holland Br. 601 .....	54,933
Mt. Clemens Br. 654.....	72,419
Cadillac Br. 794 .....	10,380
Grand Haven Br. 1147 .....	8,200
Western Wayne Co. Br. 2184 .....	256,234
E. Lansing Br. 2555 .....	26,566
Royal Oak Br. 3126.....	145,463
South Macomb Br. 4374 .....	138,291
St. Ignace Br. 5530.....	2,500

## MINNESOTA

St. Cloud Br. 388 .....	44,220
Albert Lea Br. 718.....	17,385
Owatonna Br. 776 .....	19,749
Cloquet Br. 1243 .....	2,788
Detroit Lake Br. 1317.....	3,440
New Prague Br. 3196.....	5,160

## MISSISSIPPI

Vicksburg Br. 94 .....	37,604
Natchez Br. 476 .....	28,250
Meridian Br. 487 .....	11,425
Hattiesburg Br. 938 .....	25,026
Gulf Coast Mgd. Br. 1374.....	52,746
Laurel Br. 1437 .....	6,500
Pheba Br. 2291 .....	4,000
Greenville Br. 2896.....	3,160
Ocean Spring Br. 3827 .....	4,040

## MISSOURI

Jefferson City Br. 127 .....	79,045
St. Joseph Br. 195 .....	49,300
Springfield Br. 203 .....	189,831
St. Louis Br. 343 .....	253,876
Southwest Br. 366.....	18,940
Columbia Br. 763 .....	431,401
Cape Girardeau Br. 1015 .....	10,376
Liberty Br. 1264 .....	1,796
Savannah Br. 2302.....	4,610
Paris Br. 2706.....	1,534
Edina Br. 3566 .....	1,427

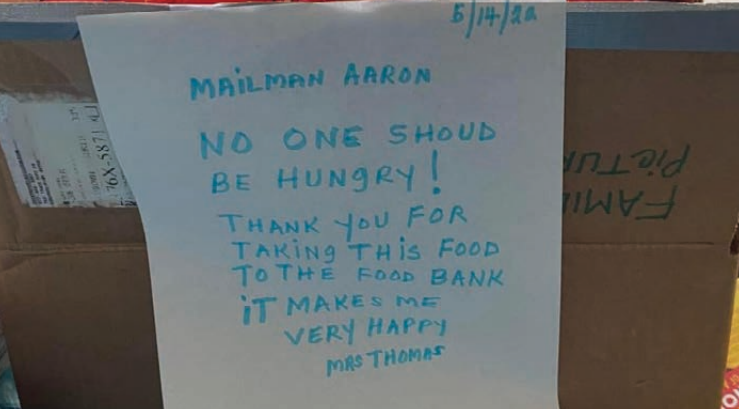


1. Phoenix, AZ Br. 576
2. San Diego, CA Br. 70
3. Pasadena, CA Br. 2200
4. Upland, CA Br. 2168
5. Burbank, CA Br. 2086
6. Denver, CO Br. 47

7. Greeley, CO Br. 324
8. Boulder, CO Br. 642
9. Spacecoast Florida Br. 2689
10. Worcester, MA Br. 12
11. Atlantic City, NJ Br. 370







Crystal City Br. 4050 .....	11,349
Elsberry Br. 4474 .....	350
Florissant Br. 4839 .....	8,439

#### MONTANA

Helena Br. 220 .....	560,364
Butte Br. 621 .....	191,601
Missoula Br. 701 .....	124,847
Billings Br. 815 .....	672,040
Bozeman Br. 1028 .....	1,989
Lewistown Br. 1160 .....	2,514
Havre Br. 1425 .....	2,009
Deer Lodge Br. 3839 .....	1,665
Sidney Br. 4305 .....	475

#### NEBRASKA

Omaha Br. 5 .....	126,456
Lincoln Br. 8 .....	73,203
Fremont Br. 89 .....	3,400
Kearney Br. 312 .....	4,336
Columbus Br. 1043 .....	6,000
Scottsbluff Br. 1836 .....	1,700

#### NEVADA

Reno Br. 709 .....	142,723
Las Vegas Br. 2502 .....	158,400
Sparks Br. 2778 .....	51,055
Elko Br. 2862 .....	4,270

#### NEW HAMPSHIRE

New Hampshire Mgd. Br. 44 .....	62,669
Portsmouth Br. 161 .....	4,000
Nashua Br. 230 .....	59,060
Keene Br. 590 .....	3,436
Rochester Br. 990 .....	3,600

#### NEW JERSEY

New Jersey Mgd. Br. 38 .....	811,052
Elizabeth Br. 67 .....	16,044
Princeton Br. 268 .....	7,160
Atlantic City Br. 370 .....	11,041
Trenton Br. 380 .....	17,466
Bergen Co. Br. 425 .....	14,250
Garden State Mgd. Br. 444 .....	24,350
Vineland Br. 534 .....	21,108
Camden Merged Br. 540 .....	55,757
Cranford Br. 754 .....	10,350
Somerville Br. 768 .....	6,920
Cherry Hill/Haddonfield Br. 769 .....	45,000
Cape Atlantic Br. 903 .....	70,968
South Jersey Br. 908 .....	98,000
Freehold Br. 924 .....	34,500
Riverside Br. 1908 .....	10,300
Toms River Br. 2128 .....	54,000
Scotch Plains Br. 4102 .....	18,125
Brick Town Br. 5420 .....	40,000
Willingboro Br. 5801 .....	8,703

#### NEW MEXICO

Las Vegas Br. 823 .....	1,800
Santa Fe Br. 989 .....	6,977
Roswell Br. 1069 .....	10,100
Las Cruces Br. 2905 .....	21,263
Hobbs Br. 3727 .....	7,500
Alamogordo Br. 3994 .....	20,378
Los Alamos Br. 4112 .....	4,400
Farmington Br. 4377 .....	5,558

#### NEW YORK

Albany Br. 29 .....	61,205
New York Br. 36 .....	273,038
Oneonta Br. 97 .....	7,736
Syracuse Br. 134 .....	1,968
Oswego Br. 190 .....	6,968
Rochester Br. 210 .....	186,032
Flushing Br. 294 .....	20,000
Thousand Islands Br. 302 .....	90,741
Owego Br. 303 .....	2,680
Binghamton Br. 333 .....	110,034
Northeastern NY Br. 358 .....	238,786
Utica Br. 375 .....	66,408
Westchester Mgd. Br. 693 .....	32,000
Deposit Br. 1299 .....	1,113
Valley Stream Br. 2189 .....	1,050
Sidney Br. 3050 .....	3,600

Vestal Br. 5151 .....	8,856
-----------------------	-------

#### NORTH CAROLINA

Asheville Br. 248 .....	87,000
Winston Salem Br. 461 .....	47,179
Greensboro Br. 630 .....	33,677
New Bern Br. 780 .....	13,199
High Point Br. 936 .....	33,204
Hickory Br. 1250 .....	28,045
Henderson Br. 1286 .....	5,950
Gastonia Br. 1512 .....	10,735
Lumberton Br. 1670 .....	4,143
Asheboro Br. 2560 .....	15,228
Eden Br. 3712 .....	3,249
Madison Br. 5529 .....	1,148

#### NORTH DAKOTA

Fargo-West Fargo Br. 205 .....	93,306
--------------------------------	--------

#### OHIO

Cleveland Br. 40 .....	107,300
Columbus Br. 78 .....	85,900
Toledo Br. 100 .....	92,331
Lima Br. 105 .....	13,067
Mansfield Br. 118 .....	12,800
Findlay Br. 143 .....	11,740
Akron Br. 148 .....	19,300
Steubenville Br. 164 .....	4,206
Dayton Br. 182 .....	189,149
Portsmouth Br. 184 .....	1,762
Elyria Br. 196 .....	17,000
Newark Br. 281 .....	8,589
Youngstown Br. 385 .....	167,750
Wooster Br. 480 .....	6,247
Ashtabula Br. 482 .....	111,982
Lorain Br. 583 .....	41,500
Coshocton Br. 647 .....	5,847
Barberton Br. 897 .....	2,980
Barnesville Br. 1354 .....	1,575
Cuyahoga Falls Br. 1629 .....	17,196
Willoughby Br. 3688 .....	81,000

#### OKLAHOMA

Oklahoma Cty Br. 458 .....	848,689
Enid Br. 858 .....	39,553
Tulsa Br. 1358 .....	92,536
Norman Br. 1491 .....	69,957

#### OREGON

Pendleton Br. 909 .....	1,430
Eugene Br. 916 .....	38,372
The Dalles Br. 954 .....	1,944
Corvallis Br. 1274 .....	5,343
Medford Br. 1433 .....	11,445
Roseburg Br. 1518 .....	5,022
Tillamook Br. 2558 .....	2,679
Ontario Br. 3750 .....	2,214
Lincoln City Br. 6418 .....	706

#### PENNSYLVANIA

Scranton Br. 17 .....	80,520
New Castle Br. 22 .....	112,050
Williamsport Br. 50 .....	38,300
Pittsburgh Br. 84 .....	552,482
Wilkes-Barre Br. 115 .....	32,625
Philadelphia Br. 157 .....	72,000
Pittston Br. 162 .....	25,189
Hazleton Br. 253 .....	5,000
Bethlehem Br. 254 .....	7,200
Reading Br. 258 .....	119,911
Lancaster Br. 273 .....	42,572
Lehigh Valley Br. 274 .....	10,233
Erie Br. 284 .....	108,583
Bradford Br. 293 .....	970
Easton Br. 389 .....	10,280
Johnstown Br. 451 .....	65,000
Harrisburg Br. 500 .....	153,539
York Br. 509 .....	25,400
Uniontown Br. 520 .....	13,550
Norristown Br. 542 .....	4,400
Southeast PA Br. 725 .....	54,746
Bux-Mont Br. 920 .....	67,046
State College Br. 1495 .....	13,000
Saint Mary's Br. 1500 .....	230



Lansdowne Br. 1929 ..... 1,000  
 Weatherly Br. 2248..... 997  
 Morrisville Br. 2572 ..... 25,450  
 Shippenville Br. 2657 ..... 2,800  
 Willow Grove Br. 2771 ..... 1,877  
 Great Valley Mgd. Br. 4317 ... 49,000  
 Langhome Br. 4931..... 23,959  
 Levittown Br. 4973 ..... 25,204

#### PUERTO RICO

San Juan Br. 869 ..... 2,964,000

#### RHODE ISLAND

Pawtucket Br. 55 ..... 20,055  
 Newport Br. 57 ..... 27,057  
 W. Warwick Br. 3166 ..... 10,167

#### SOUTH CAROLINA

Greenville Br. 439 ..... 45,368  
 Sumter Br. 904 ..... 7,968  
 Lancaster Br. 2533 ..... 3,604  
 Whitmire Br. 4119 ..... 1,072  
 Cayce-W. Columbia Br. 4616... 5,492  
 Myrtle Beach Br. 4645 ..... 11,562

#### SOUTH DAKOTA

Sioux Falls Br. 491 ..... 69,458  
 Mitchell Br. 498 ..... 1,409  
 Hot Springs Br. 1480 ..... 783  
 Sturgis Br. 3597 ..... 1,415

#### TENNESSEE

Nashville Br. 4 ..... 62,916  
 Memphis Br. 27 ..... 52,720  
 Chattanooga Br. 62 ..... 47,980  
 Clarksville Br. 364 ..... 14,411  
 Knoxville Br. 419 ..... 40,184  
 Greeneville Br. 1079 ..... 6,990  
 Morristown Br. 1256 ..... 15,086  
 Murfreesboro Br. 1402 ..... 3,000  
 Athens Br. 1897 ..... 4,288  
 Dyersburg Br. 1994 ..... 4,200  
 Cleveland Br. 1995 ..... 10,776  
 Kingsport Br. 1999 ..... 7,572  
 Sweetwater Br. 2684 ..... 5,000

#### TEXAS

Galveston Br. 23 ..... 857  
 Dallas Br. 132 ..... 436,265  
 Austin Br. 181 ..... 16,295  
 Denison Br. 251 ..... 8,421  
 Laredo Br. 354 ..... 6,000  
 Waco Br. 404 ..... 11,422  
 San Antonio Br. 421 ..... 156,972  
 Tyler Br. 493 ..... 11,168  
 El Paso Br. 505 ..... 186,000  
 Temple Br. 643 ..... 4,283  
 Weatherford Br. 697 ..... 4,038  
 Abilene Br. 950 ..... 31,669  
 Amarillo Br. 1037 ..... 15,613  
 San Angelo Br. 1203 ..... 28,749  
 Wichita Falls Br. 1227 ..... 56,134  
 McAllen Br. 2130 ..... 7,464  
 Del Rio Br. 2511 ..... 4,150  
 Lubbock Br. 2589 ..... 21,828  
 New Braunfels Br. 2805 ..... 9,751  
 Dalhart Br. 3096 ..... 536  
 Navasota Br. 3318 ..... 200  
 Plano Br. 4065 ..... 39,200  
 Stephenville Br. 4100 ..... 1,950  
 Richardson Br. 4784 ..... 7,800  
 Copperas Cove/Lampasas  
 Br. 5734 ..... 3,936

#### UTAH

Salt Lake City Br. 111 ..... 1,409

Springville Br. 2821 ..... 15,226  
 Cedar City Br. 3574 ..... 14,766  
 Roosevelt Br. 4789 ..... 3,266

#### VERMONT

Brattleboro Br. 37 ..... 8,711  
 Bennington Br. 252 ..... 6,140  
 Burlington Br. 521 ..... 17,945

#### VIRGINIA

Hampton Br. 247 ..... 26,330  
 Lynchburg Br. 325 ..... 39,785  
 Petersburg Br. 326 ..... 8,225  
 Norfolk Br. 456 ..... 7,412  
 Richmond Br. 496 ..... 8,103  
 Staunton Br. 513 ..... 7,267  
 Charlottesville Br. 518 ..... 119,996  
 Roanoke Br. 524 ..... 188,657  
 Danville Br. 595 ..... 15,000  
 Newport News Br. 609 ..... 14,515  
 Fredericksburg Br. 685 ..... 39,812  
 Winchester Br. 694 ..... 18,695  
 Suffolk Br. 1112 ..... 4,458  
 Pulaski Br. 1793 ..... 2,125  
 Franklin Br. 2091 ..... 682  
 Hopewell Br. 2153 ..... 1,500  
 Cape Charles Br. 2500 ..... 418  
 Virginia Beach Br. 2819 ..... 14,277  
 South Boston Br. 3170 ..... 5,237  
 Woodstock Br. 3376 ..... 2,292  
 Northern VA Br. 3520 ..... 52,440  
 Onancock Br. 3882 ..... 609  
 Christiansburg Br. 4292 ..... 7,350  
 Altavista Br. 4581 ..... 4,581  
 Chincoteague Br. 4989 ..... 1,500  
 Smithfield Br. 5447 ..... 1,200  
 Woodbridge Br. 5921 ..... 24,341  
 Chesapeake Br. 6066 ..... 10,049

#### WASHINGTON

Seattle Br. 79 ..... 455,617  
 Olympia Br. 351 ..... 87,349  
 North Sound Br. 450 ..... 748,948  
 Snohomish Co. Br. 791 ..... 159,158  
 Yakima Br. 852 ..... 23,875  
 Vancouver Br. 1104 ..... 294,937  
 Puyallup Br. 1484 ..... 75,107  
 Lynden Br. 4132 ..... 7,910

#### WEST VIRGINIA

Huntington Br. 359 ..... 75,000  
 Clarksburg Br. 817 ..... 20,990  
 Bluefield Br. 880 ..... 5,387

#### WISCONSIN

Sheboygan Br. 102 ..... 30,000  
 Superior Br. 337 ..... 8,352  
 Racine Br. 436 ..... 51,303  
 Janesville Br. 572 ..... 17,890  
 Watertown Br. 649 ..... 35,500  
 Merrill Br. 778 ..... 8,523  
 Beaver Dam Br. 944 ..... 10,300  
 Marshfield Br. 978 ..... 15,270  
 Mayville Br. 2186 ..... 3,100

#### WYOMING

Sheridan Br. 1006 ..... 3,034  
 Rock Springs Br. 1372 ..... 2,392  
 Casper Br. 1681 ..... 14,528  
 Torrington Br. 3670 ..... 1,000  
 Wheatland Br. 4387 ..... 1,225  
 Worland Br. 5384 ..... 786  
 Riverton Br. 5923 ..... 3,700  
 Green River Br. 6175 ..... 1,804

1. Vineland, NJ Br. 534
2. Cherry Hill/Haddonfield, NJ Br. 769
3. Cleveland, OH Br. 40
4. Brooklyn, NY Br. 41
5. Easton, PA Br. 389

6. Levittown, PA Br. 4973
7. Northeast Florida Br. 53
8. Monterey, CA Br. 1310
9. Avon, IN
10. Dalton, GA Br. 1833
11. Pasadena TX Br. 3867

